



Please write clearly in block capitals.

Centre number

--	--	--	--	--

Candidate number

--	--	--	--

Surname

Forename(s)

Candidate signature

I declare this is my own work.

GCSE DANCE

Component 2 Dance appreciation

Time allowed: 1 hour 30 minutes

Materials

You will not need any other materials.

Instructions

- Use black ink or black ball-point pen.
- Answer **all** questions.
- Fill in the boxes at the top of this page.
- You must answer the questions in the spaces provided. Do not write outside the box around each page or on blank pages.
- If you need extra space for your answer(s), use the lined pages at the end of this book. Write the question number against your answer(s).
- Do all rough work in this book. Cross through any work you do not want to be marked.

Information

- The marks for questions are shown in brackets.
- The maximum mark for this paper is 80.
- You should use examples wherever appropriate to support your responses.
- You may use bullet points, continuous prose or diagrams in your answers.

Advice

You should spend about 30 minutes on **Section A**, 25 minutes on **Section B** and 35 minutes on **Section C**.











For Examiner's Use	
Section	Mark
A	
B	
C	
TOTAL	





JUN210236W01

88G0401168

8236/W

Topic				Revision to do to address this before the exam	Revised 	Website QR code to aid preparation
Written Paper						
Performance and Choreography						
Performance						
						
Define all of the physical skills and attributes (11)						
Define all of the expressive skills and attributes (8)						
Identify all of the mental skills and attributes during performance (4)						
Identify all of the mental skills and attributes during the process (6)						
Compare the different mental skills and attributes used during the process of creating a choreography and during performance						
Identify all of the relationship content as part of technical skills (9)						
Identify all of the action content as part of technical skills (8)						
Identify all of the dynamic content as part of technical skills (12/6 pairs)						
Identify all of the spatial content as part of technical skills (6)						
Describe a movement motif using relationship, action, dynamic and spatial content						
Discuss the importance of musicality/rhythm/timing in a performance piece						
Explain the importance of selecting appropriate technical skills to communicate choreographic intent						
Identify the safe working practices during process (4)						
Justify the importance of safe working practices during the process of creating a dance						
Identify the safe working practices during the performance (5)						
Justify the importance of safe working practices during the performance of a dance						
Choreography						
Respond appropriately to a chosen stimulus						

Describe and justify a chosen choreographic intent						 
Understand how to go from a set stimulus to a choreographic intent						
Identify the appropriate RADS content used in my choreography						
Justify the chosen choreographic intent in relation to RADS						
Describe and explain the choreographic processes to create choreography (7 steps)						
Explain structuring devices and form (9) and why they are appropriate for the chosen choreographic intent						
Explain and justify how a range of motif developments help realise choreographic intent						
Explain how repetition helps communicate the choreographic intent						
Explain how the use of highlights communicates the choreographic intent						
Explain how the use of a climax plays an important role in choreographing a dance						
Explain how the use of contrast helps communicate the choreographic intent						
Explain how manipulating the numbers of dancers used can help the audience realise the choreographic intent						
Explain how chosen aural setting is appropriate for the choreographic intent						
Know the different performance environments (4)						

Written Paper Anthology Works						
A Linha Curva						
Identify the basic information of the work; choreographer, company, dance style, dances, duration, performance environment						 
Describe and explain the stimulus						
Describe and explain the choreographic intent						
Describe and explain the choreographic approach the choreographer took						
Describe, using RADS, a movement motif from the choreographic content of the work						
Explain how the choreographic content helps show the choreographic intent						


Explain and analyse how the structure helps show the choreographic intent of the work						
Describe the costumes worn in the work						
Explain and analyse how the costumes contribute to the choreographic intent						
Describe the lighting used in the work						
Explain and analyse how the lighting contributes to the choreographic intent						
Describe the staging/set design of the work						
Explain and analyse how the staging/set design contributes to choreographic intent						
Describe the aural setting of the work						
Explain and analyse how the aural setting contributes to the choreographic intent						

Artificial Things



Identify the basic information of the work; choreographer, company, dance style, dances, duration, performance environment						
Describe and explain the stimulus						
Describe and explain the choreographic intent						
Describe and explain the choreographic approach the choreographer took						
Describe, using RADS, a movement motif from the choreographic content of the work						
Explain how the choreographic content helps show the choreographic intent						
Explain and analyse how the structure helps show the choreographic intent of the work						
Describe the costumes worn in the work						
Explain and analyse how the costumes contribute to the choreographic intent						
Describe the lighting used in the work						
Explain and analyse how the lighting contributes to the choreographic intent						
Describe the staging/set design of the work						
Explain and analyse how the staging/set design contributes to choreographic intent						
Describe the aural setting of the work						





Explain and analyse how the aural setting contributes to the choreographic intent						
Emancipation of Expressionism						
Identify the basic information of the work; choreographer, company, dance style, dances, duration, performance environment						 
Describe and explain the stimulus						
Describe and explain the choreographic intent						
Describe and explain the choreographic approach the choreographer took						
Describe, using RADS, a movement motif from the choreographic content of the work						
Explain how the choreographic content helps show the choreographic intent						
Explain and analyse how the structure helps show the choreographic intent of the work						
Describe the costumes worn in the work						
Explain and analyse how the costumes contribute to the choreographic intent						
Describe the lighting used in the work						
Explain and analyse how the lighting contributes to the choreographic intent						
Describe the staging/set design of the work						
Explain and analyse how the staging/set design contributes to choreographic intent						
Describe the aural setting of the work						
Explain and analyse how the aural setting contributes to the choreographic intent						
Infra						
Identify the basic information of the work; choreographer, company, dance style, dances, duration, performance environment						
Describe and explain the stimulus						
Describe and explain the choreographic intent						
Describe and explain the choreographic approach the choreographer took						

Describe, using RADS, a movement motif from the choreographic content of the work						
Explain how the choreographic content helps show the choreographic intent						
Explain and analyse how the structure helps show the choreographic intent of the work						
Describe the costumes worn in the work						
Explain and analyse how the costumes contribute to the choreographic intent						
Describe the lighting used in the work						
Explain and analyse how the lighting contributes to the choreographic intent						
Describe the staging/set design of the work						
Explain and analyse how the staging/set design contributes to choreographic intent						
Describe the aural setting of the work						
Explain and analyse how the aural setting contributes to the choreographic intent						

Shadows

Identify the basic information of the work; choreographer, company, dance style, dances, duration, performance environment						 
Describe and explain the stimulus						
Describe and explain the choreographic intent						
Describe and explain the choreographic approach the choreographer took						
Describe, using RADS, a movement motif from the choreographic content of the work						
Explain how the choreographic content helps show the choreographic intent						
Explain and analyse how the structure helps show the choreographic intent of the work						
Describe the costumes worn in the work						
Explain and analyse how the costumes contribute to the choreographic intent						
Describe the lighting used in the work						
Explain and analyse how the lighting contributes to the choreographic intent						
Describe the staging/set design of the work						

Explain and analyse how the staging/set design contributes to choreographic intent						
Describe the aural setting of the work						
Explain and analyse how the aural setting contributes to the choreographic intent						
Within Her Eyes						
Identify the basic information of the work; choreographer, company, dance style, dances, duration, performance environment						
Describe and explain the stimulus						
Describe and explain the choreographic intent						
Describe and explain the choreographic approach the choreographer took						
Describe, using RADS, a movement motif from the choreographic content of the work						
Explain how the choreographic content helps show the choreographic intent						
Explain and analyse how the structure helps show the choreographic intent of the work						
Describe the costumes worn in the work						
Explain and analyse how the costumes contribute to the choreographic intent						
Describe the lighting used in the work						
Explain and analyse how the lighting contributes to the choreographic intent						
Describe the staging/set design of the work						
Explain and analyse how the staging/set design contributes to choreographic intent						
Describe the aural setting of the work						
Explain and analyse how the aural setting contributes to the choreographic intent						

Subject: Dance

Examination board: AQA

Website for specification: <https://www.aqa.org.uk/subjects/dance/gcse/dance-8236/specification-at-a-glance>

ISBN for revision guide: N/A. Big Blue Revision Book issued already. 20 Week Revision Book to be issued after Christmas holidays.

Component 2 – Written Paper
Section A – 1, 2, 3 and 4 mark questions on Choreographic Processes and Performance Skills [30 marks]
Section B – 6 mark questions on Critical Appreciation of Own Work (Set Phrases, Duet/Trio and Choreography) [18 marks]
Section C - 12 mark questions on Critical Appreciation of Professional Works These questions will relate to 4 of the 6 anthology works studied [32 marks]
Worth 40%
Non Examined Element (NEA) coursework deadline; April 2022 Performed and filmed for assessment during one school day, then sent to AQA for moderation
<u>Performance</u> 2 set phrases performed as a solo (1 minute in duration) (<i>recorded 7/11/24</i>) Duet/trio performance (3 minutes in duration) (<i>due to be recorded w/b 16th December</i>)
<u>Choreography</u> Solo (2 minutes in duration) or group choreography (two to five dancers, 3 minutes in duration) (<i>to be recorded March 2025</i>)
Worth 60%

Recommended revision reading/websites:

<https://www.aqa.org.uk/resources/dance/gcse/dance/teach/subject-specific-vocabulary>

This is the AQA GCSE Dance Glossary page – it provides the definitions for every Dance specific related word. This is useful for the 1 mark ‘define’ questions.

How to revise in this subject:

Use the online glossary to revise key definitions

Watch the 6 professional/anthology works – these can be found using the QR codes above.

Re-read over all classwork and any revision material and class hand outs.

Complete practice questions/papers for all 3 sections of the paper

Revise the structures used for 6 and 12 mark questions



Key tips for essay style responses:

6 mark questions

P.E.E

Follow this structure and repeat it 4 times for the 6 mark questions

12 mark questions

P.E.E.L (Follow this structure and repeat it 4 times for the 12 mark questions)

Top tips for this subject:

- Read through the question twice
- Highlight/underline the command word for each question
- Highlight/underline words you need to respond to.
- Read ahead – the questions follow on from each other
- Check how many marks each question is worth
- Always use specific Dance vocabulary and language

Top tips to achieve grade 6 to 9:

- Use ASDR (Relationships, Actions, Dynamics, Space) when describing movement motifs
- Use clear adjectives to describe and explain features of the professional/anthology works
- Remember to discuss both similarities and differences in one of the 12 mark questions
- Link back to the choreographic intention/theme using justification and evaluation, giving your personal interpretation and stating why for the 12 mark questions

Where to find practice papers:

<https://www.aqa.org.uk/subjects/dance/gcse/dance-8236/assessment-resources>